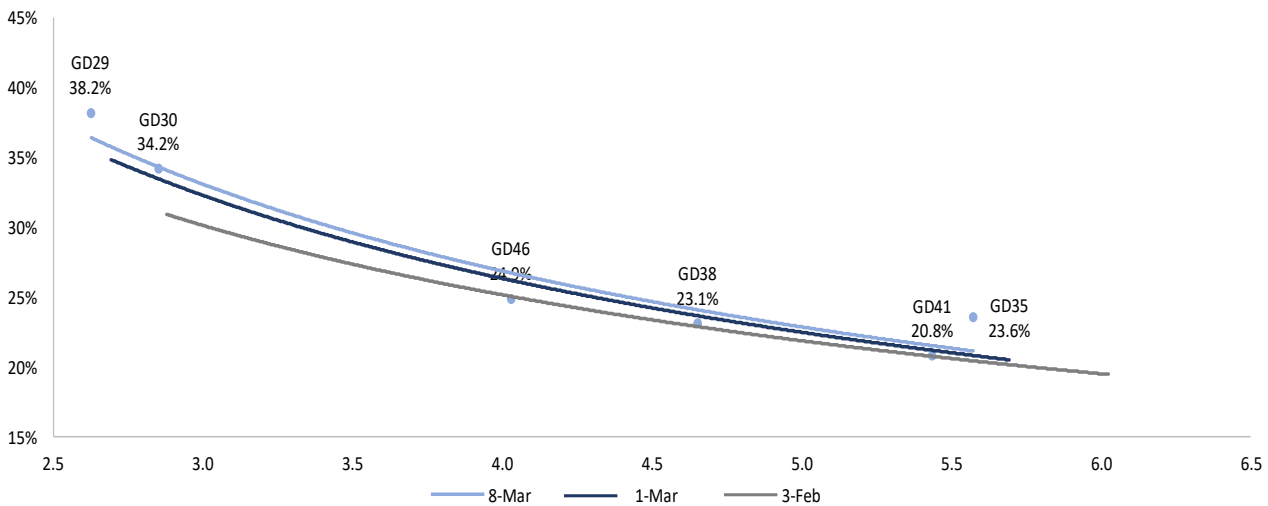


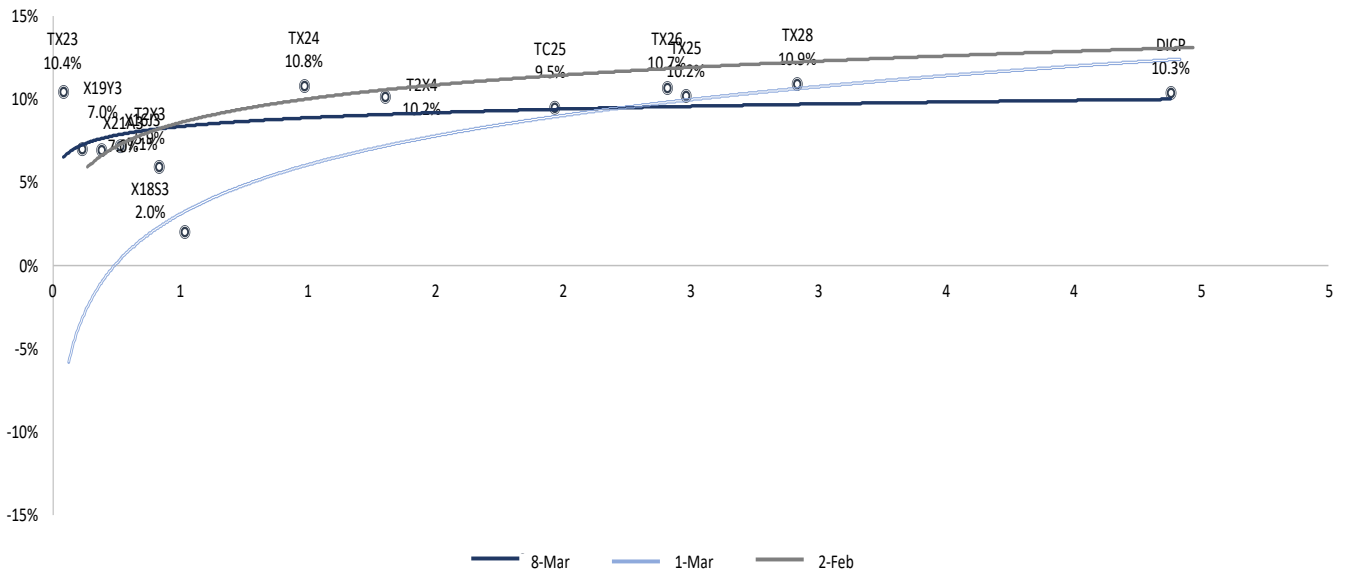
8-Mar	Ticker	Dirty Price	Clean Price	YTM	Mod. Dur	Acc. Int	Parity	Price change				Yield (bps)			
								daily change	weekly change	monthly change	YTD	daily change	weekly change	monthly change	YTD
								(1bds)	(5bds)	(22bds)		(1bds)	(5bds)	(22bds)	
Foreign Law bonds in USD								7-Mar	1-Mar	3-Feb	30-Dec	7-Mar	1-Mar	3-Feb	30-Dec
ARGENT 1 07/09/29	GD29	29.2	29.0	38.2%	2.6	0.2	29.2%	-1.9%	-4.0%	-12.9%	8.7%	89	187	592	-69
ARGENT 0 1/2 07/09/30	GD30	30.5	30.4	34.2%	2.9	0.1	30.4%	-1.8%	-3.2%	-11.9%	12.3%	71	136	506	-193
ARGENT 1 1/2 07/09/35	GD35	26.6	26.4	23.6%	5.6	0.3	26.6%	-2.3%	-3.0%	-12.5%	4.1%	57	75	267	0
ARGENT 3 7/8 01/09/38	GD38	33.5	32.8	23.1%	4.7	0.7	33.3%	-2.3%	-2.0%	-7.8%	5.2%	87	85	218	-25
ARGENT 3 1/2 07/09/41	GD41	29.8	29.2	20.8%	5.4	0.6	29.7%	-2.1%	-2.3%	-10.6%	5.5%	72	76	234	-32
ARGENT 1 1/2 07/09/46	GD46	27.4	27.2	24.9%	4.0	0.3	27.4%	-2.2%	-2.5%	-11.5%	6.2%	72	84	316	-39
Foreign Law bonds in EUR															
ARGENT 0 1/2 07/09/29	GE29	26.5	26.4	40.4%	2.6	0.1	26.5%	0.0%	-1.3%	-8.9%	6.7%	12	66	432	-4
ARGENT 0 1/8 07/09/30	GE30	26.0	26.0	38.0%	2.7	0.0	26.0%	-2.8%	-2.9%	-11.9%	6.0%	102	122	526	14
ARGENT 0 7/8 07/09/35	GE35	23.0	22.9	24.3%	5.7	0.1	23.0%	0.0%	-3.8%	-8.6%	6.3%	11	71	178	-44
ARGENT 3 01/09/38	GE38	25.5	25.0	27.0%	6.3	0.5	25.4%	-3.8%	-6.6%	-15.3%	-3.9%	125	149	367	136
ARGENT 0 7/8 07/09/46	GE46	23.3	23.1	26.8%	3.9	0.1	23.2%	-4.1%	-4.7%	-12.8%	2.7%	113	121	347	29



8-Mar	Ticker	Dirty Price	Clean Price	YTM	Mod. Dur	Acc. Int	Parity	Price change				Yield (bps)			
								daily change	weekly change	monthly change	YTD	daily change	weekly change	monthly change	YTD
								(1bds)	(5bds)	(22bds)		(1bds)	(5bds)	(22bds)	
Local Law bonds in USD								7-Mar	1-Mar	2-Feb	30-Dec	7-Mar	1-Mar	2-Feb	30-Dec
ARGBON 1 07/09/29	AL29	26.6	26.4	41.7%	2.7	0.2	26.6%	-1.2%	-2.7%	-19.6%	-1.5%	74	151	895	299
ARGBON 0 1/2 07/09/30	AL30	26.5	26.4	39.2%	2.8	0.1	26.4%	-1.4%	-2.8%	-17.8%	10.7%	65	138	779	-123
ARGBON 1 1/2 07/09/35	AL35	26.3	26.0	23.8%	5.6	0.3	26.2%	-1.5%	-5.1%	-17.0%	0.9%	45	114	357	56
ARGBON 3 7/8 01/09/38	AE38	30.0	29.3	25.4%	4.5	0.7	29.8%	0.2%	0.0%	-13.3%	-18.7%	44	53	360	502
ARGBON 3 1/2 07/09/41	AL41	26.9	26.3	22.7%	5.4	0.6	26.7%	-1.2%	-2.8%	-13.9%	-9.1%	62	94	313	235
Dollar linked bonds (*)															
ARGBND 0.3 04/28/23	TV23D	19,675.0	19,653.0	12.8%	0.1	22.0	93.4%	0.3%	0.5%	5.5%	10.0%	-113	-104	-2102	-2637
ARGBND 0 07/31/23	T2V3D	19,900.0	19,900.0	1.3%	0.4	0.0	89.7%	-1.0%	1.3%	8.7%	13.1%	254	-330	-1905	-2386
ARGBND 0.4 04/30/24	TV24D	19,195.0	19,166.1	4.0%	1.1	28.9	92.0%	0.1%	3.1%	20.0%	24.7%	110	45	-1166	-2062

(*) Prices are in Pesos. YTM and Mod. Dur assume the latest spread between the official FX and Blue Chip

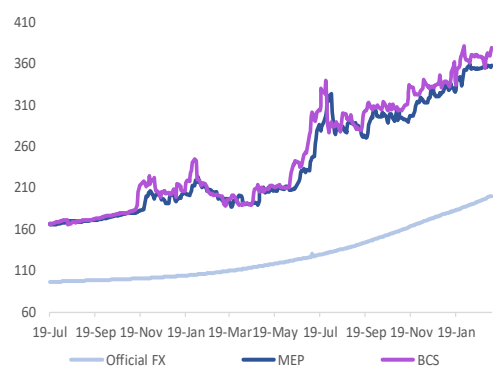
8-Mar	Ticker	Dirty Price	Clean Price	YTM	Mod. Dur	Acc. Int	Parity	Price change				Yield (bps)				
								daily change (1bds)	weekly change (5bds)	monthly change (22bds)	YTD	daily change (1bds)	weekly change (5bds)	monthly change (22bds)	YTD	
CER-Linked bonds								7-Mar	1-Mar	2-Feb	30-Dec	7-Mar	1-Mar	2-Feb	30-Dec	
	CER Index (-8 bds)		80.6					0.2%	1.9%	5.7%	11.5%					
	Lecer Apr 23	X21A3	189.2	189.2	7.0%	0.1	0.0	96.7%	0.2%	1.1%	6.4%	10.6%	59	682	14	683
	Lecer May 23	X19Y3	180.6	180.6	7.0%	0.2	0.0	94.6%	0.0%	0.9%	6.2%	11.5%	118	544	67	339
	Lecer Jun 23	X16J3	142.4	142.4	7.1%	0.3	0.0	76.3%	-0.1%	1.0%	6.2%	12.7%	126	350	51	44
	Lecer Sep 23	X18S3	134.0	134.0	2.0%	0.5	0.0	35.1%	0.4%	-4.3%	8.9%	15.2%	-31	1138	-469	-428
	Boncer Mar 23 1.4%	TX23	398.2	395.6	10.4%	0.0	2.6	97.1%	0.1%	0.8%	6.0%	12.0%	326	1934	342	406
	Boncer Aug 23 1.5%	T2X3	356.0	355.6	5.9%	0.4	0.4	97.8%	-0.6%	1.9%	7.1%	12.7%	206	10	-61	24
	Boncer Mar 24 1.5%	TX24	364.1	361.4	10.8%	1.0	2.7	88.7%	-2.4%	-0.6%	7.6%	13.1%	267	254	-97	-7
	Bocon Mar 24 2%	PR13	821.8	820.8	-13.5%	0.6	1.0	101.0%	0.3%	-0.4%	0.8%	2.4%	-18	297	-494	-1007
	Boncer Jul 24 1.5%	T2X4	268.6	268.0	10.2%	1.3	0.6	88.7%	-1.4%	1.5%	11.4%	16.0%	122	39	-333	-126
	Boncer Apr 25 4%	TC25	797.0	783.9	9.5%	2.0	13.1	79.3%	0.4%	4.0%	10.9%	15.4%	-8	-101	-230	-159
	Boncer Nov 26 2%	TX26	290.0	287.6	10.7%	2.4	2.4	79.3%	-0.8%	2.3%	12.8%	19.8%	42	-9	-228	-223
	Boncer Nov 28 2.3%	TX28	276.1	273.4	10.9%	2.9	2.7	75.2%	-1.8%	1.8%	11.7%	17.4%	68	7	-160	-121
	Boncer Sep 25 1.8%	TX25	141.0	139.9	10.2%	2.5	1.1	82.9%	0.0%	11.0%	17.3%	28.9%	9	-340	-387	-514
	Discount ARS	DICP	5775.0	5695.3	10.3%	4.4	79.7	50.5%	-0.1%	1.1%	5.6%	16.1%	7	19	6	-79
	Par ARS	PARP	2665.5	2622.0	9.9%	9.6	43.5	33.5%	-0.4%	0.2%	3.0%	20.5%	7	20	32	-83



8-Mar	Ticker	Dirty Price	Clean Price	AVG Monthly Return	YTM	Issue Date	Maturity (Years)	Price change				Yield change (bps)				
								daily change (1bds)	weekly change (5bds)	monthly change (22bds)	YTD	daily change (1bds)	weekly change (5bds)	monthly change (22bds)	YTD	
ARS bonds								7-Mar	1-Mar	2-Feb	30-Dec	7-Mar	1-Mar	2-Feb	30-Dec	
	LEDES 31 Mar 23	S31M3	95.4	95.4	8.2%	102.1%	11/23/2022	0.06	0.2%	0.9%	5.9%	13.8%	1,906	2,771	2,979	2,302
	LEDES 28 Apr 23	S28A3	89.6	89.6	9.0%	94.7%	7/15/2022	0.14	0.1%	0.9%	6.1%	13.1%	847	1,252	1,422	1,270
	LEDES 31 May 23	S31Y3	83.4	83.4	9.3%	94.3%	12/30/2022	0.23	0.1%	1.2%	5.7%		505	621	978	
	LEDES 30 Jun 23	S30J3	78.1	78.1	9.3%	95.2%	1/6/2023	0.31	0.0%	1.0%	5.7%		429	488	703	
	ARGTES 17 Oct 23	TO23	74.4	68.0	7.5%	125.3%	10/17/2016	0.61	1.2%	0.7%	5.9%	10.2%	2,557	3,048	3,220	3,811
	ARGTES 17 Oct 26	TO26	29.6	23.4	4.7%	88.5%	10/17/2016	3.61	-1.5%	-0.3%	1.5%	12.8%	219	221	502	190

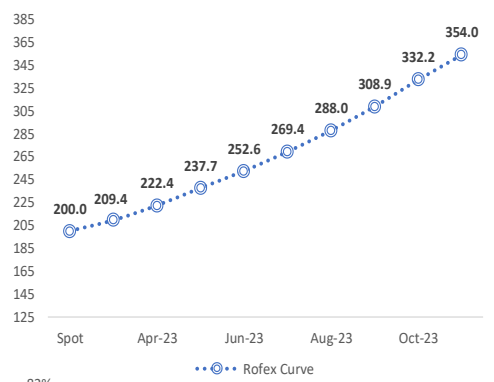
8-Mar	Ticker	Dirty Price	YTM	Spread (bps)	Average Life	Previous coupon date	Next Coupon date	Days to next coupon	Price change				Yield change (bps)											
									daily change (1bds)	weekly change (5bds)	monthly change (22bds)	YTD	daily change (1bds)	weekly change (5bds)	monthly change (22bds)	YTD								
Underlying rates									7-Mar	1-Mar	2-Feb	30-Dec	7-Mar	1-Mar	2-Feb	30-Dec								
Monetary Policy			75.0%																					
Badlar (avge last 5bd)			69.6%																					
Sovereign																								
ARGBAD Float 04/18/24									TB24	107.00	106.6%	3,697	1.1	18-Jan-23	18-Apr-23	41	-0.9%	0.5%	3.6%	-0.1%	340	281	844	-1,062
Provincial																								
City of BA 2024									BDC24	114.56	94.5%	2,484	1.1	29-Dec-22	29-Mar-23	21	0.1%	0.7%	6.8%	10.2%	-26	185	-1	604
City of BA 2028									BDC28	101.18	99.3%	2,970	5.0	22-Feb-23	22-May-23	75	0.2%	-0.8%	-14.2%	-4.5%	41	318	778	126
Prov. of BA 2024									PBY24	100.90	109.7%	4,006	1.2	16-Feb-23	16-May-23	69	-0.1%	0.9%	-9.5%	5.1%	116	170	-232	-2,342
Prov. of BA 2025									PBA25	100.29	87.4%	1,777	2.1	12-Jan-23	12-Apr-23	35	0.0%	0.9%	5.4%	-5.6%	57	82	189	306

Exchange rates	Value				Variation		
	8-Mar	7-Mar	1-Mar	3-Feb	7-Mar	1-Mar	3-Feb
Official FX (MAE)	200.0	199.7	197.6	188.0	0.2%	1.2%	6.4%
MEP USD	372.9	367.0	359.8	354.6	1.6%	3.6%	5.2%
Blue Chip Swap (BCS)	379.3	374.8	367.0	364.1	1.2%	3.4%	4.2%

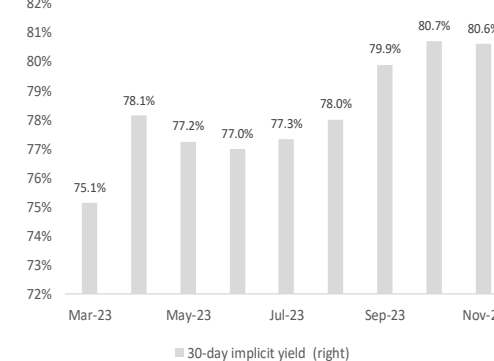


	Spread (in %)				Change		
	8-Mar	7-Mar	1-Mar	3-Feb	7-Mar	1-Mar	3-Feb
Spread MEP vs Official FX	86.5%	83.8%	82.1%	88.6%	2.7%	4.3%	-2.1%
Spread BCS vs Official FX	89.7%	87.7%	85.8%	93.7%	2.0%	3.9%	-4.0%

Rofex Curve	Value				Pctg. Change		
	8-Mar	7-Mar	1-Mar	3-Feb	7-Mar	1-Mar	3-Feb
Spot	200.0	199.7	197.6	188.0	0.2%	1.2%	6.4%
Mar-23	209.4	209.7	210.1	211.0	-0.1%	-0.3%	-0.7%
Apr-23	222.4	222.6	223.1	223.1	-0.1%	-0.3%	-0.3%
May-23	237.7	237.8	238.5	238.1	-0.1%	-0.3%	-0.2%
Jun-23	252.6	253.1	254.2	252.6	-0.2%	-0.6%	0.0%
Jul-23	269.4	270.0	272.1	268.6	-0.2%	-1.0%	0.3%
Aug-23	288.0	288.7	292.2	284.7	-0.2%	-1.4%	1.2%
Sep-23	308.9	308.9	312.6	300.0	0.0%	-1.2%	3.0%
Oct-23	332.2	333.7	336.0	316.9	-0.4%	-1.1%	4.8%
Nov-23	354.0	356.5	359.4	335.0	-0.7%	-1.5%	5.7%



	30-day implicit yield				Change (Bps)		
	8-Mar	7-Mar	1-Mar	3-Feb	7-Mar	1-Mar	3-Feb
Mar-23	75.1%	76.9%	77.2%	77.8%	-172	-210	-265
Apr-23	78.1%	78.7%	79.0%	76.8%	-62	-84	130
May-23	77.2%	77.4%	77.8%	76.0%	-16	-60	124
Jun-23	77.0%	77.6%	78.4%	75.7%	-58	-141	132
Jul-23	77.3%	77.8%	79.3%	75.5%	-52	-200	184
Aug-23	78.0%	78.5%	80.6%	74.7%	-47	-263	327
Sep-23	79.9%	79.8%	81.6%	73.9%	6	-174	602
Oct-23	80.7%	81.4%	82.1%	72.7%	-68	-140	798
Nov-23	80.6%	81.6%	82.4%	72.4%	-97	-179	820



Ramiro Blazquez	Bruno Gennari	Juan Sola	Federico Cuba	Agustín Costa
Head of Research & Strategy	Senior Strategist	Senior Economist	Senior Economist	Analyst
rblazquez@banctrust.com.ar	bgennari@banctrust.com.ar	jsola@banctrust.com.ar	fcuba@banctrust.com.ar	acosta@banctrust.com.ar